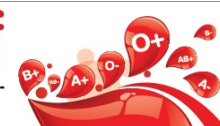


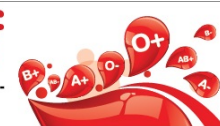
Cryoprecipitate / Fibrinogen 2017-2018 Issue Data compared to previous year: <i>Increase / Decrease</i>																Cryoprecipitate / Fibrinogen Disposition					
#	P/T	Hospital Type	Adult Trauma Centre ⁴	Cardiac	Obstetrics	Hospital Name	# hosp. sites	2015-2016		2016-2017		2017-2018		Apr-Sep 2018		2017-2018					
								Cryo Issued (units)	Fib. Issued (g)	Cryo Issued (units)	Fib. Issued (g)	Cryo. Issued (units)	Fib. Issued (g)	Cryo. Issued (units)	Fib. Issued (g)	Cryo Tx (units)	Cryo Outdate Discards (units)	Cryo Thawed not used Discard (units)	Fib. Tx (g)	Fib. Outdate Discard (g)	Fib. In-Date Discard (g)
22	SK	tertiary	Level 1*	Yes	Yes	Royal University Hospital (incl. St. Paul & Saskatoon City*)	3	795	0	1,312	23	676	68	228	68	651	0	10	54	0	0
23	ON	tertiary		Yes		St. Mary's General Hospital, Kitchener	1	460	0	383	0	660	0	531	0	659	0	0	ND	ND	ND
24	ON	community			Yes	Grand River Hospital	1	571	0	771	0	580	0	261	0	570	0	10	ND	ND	ND
25	ON	tertiary			Yes	Scarborough Health Network - General Site	1	448	0	410	0	561	0	213	0	520	0	0	0	0	0
26	BC	tertiary		Yes	Yes	St. Paul's Hospital	1	760	64	952	97	551	332	70	154	559	0	ND	ND	ND	ND
27	ON	tertiary			Yes	St. Joseph's Healthcare Hamilton	1	696	0	320	0	545	12	175	10	515	0	0	ND	ND	ND
28	NS	tertiary	Level 1	Yes	Yes	Capital Health	4	977	1,270	1,023	1,846	507	2,146	117	1,241	513	0	26	2,130	0	0
29	ON	tertiary	Level1	Yes	Yes	Health Sciences North	1	460	8	585	0	471	0	231	0	370	2	95	0	4	0
30	AB	tertiary		Yes	Yes	Red Deer Regional Hospital	1	321	10	395	7	384	47	172	4	355	0	20	9	0	0
31	BC	tertiary			Yes	Abbotsford Regional Hospital & Cancer Centre	1	54	6	192	0	383	4	192	0	340	12	ND	ND	ND	ND
32	ON	tertiary		Yes	Yes	Trillium Health Partners - Credit Valley Hospital	1	190	0	385	0	373	0	152	0	372	0	16	0	0	0
33	ON	tertiary		Yes		University Health Network, Toronto Western Hospital	1	297	0	238	0	360	0	280	0	290	0	0	0	0	0
34	ON	community		Yes	Yes	Niagara Health System - St. Catharines General	1	220	0	254	14	340	10	110	0	351	0	0	8	0	0
35	ON	pediatric	Level1		Yes	Hamilton Health Sciences - McMaster University Medical Centre	1	192	0	335	2	328	8	210	4	322	0	10	0	0	0
36	ON	community			Yes	William Osler Health Systems, Brampton Civic Hospital (incl. Peel)	2	640	0	504	4	302	0	255	0	311	0	0	0	0	0
37	BC	tertiary	Level 2	Yes	Yes	Royal Inland Hospital	1	320	0	160	0	300	0	180	0	289	10	ND	ND	ND	ND
38	ON	community		Yes	Yes	Windsor Regional Hospital - Metropolitan Campus	1	418	0	382	0	285	80	150	13	295	0	0	45	0	0
39	ON	community		Yes	Yes	Humber River Hospital	3	232	0	399	1	278	2	94	1	236	2	20	2	0	0
40	ON	tertiary	Level 1	Yes	Yes	Windsor Regional Hospital - Ouellette Avenue Site	1	431	0	449	0	275	0	310	0	265	0	10	0	0	0
41	MB	tertiary		Yes	Yes	St. Boniface General Hospital	1	919	6	380	421	270	364	267	101	271	27	1	364	0	0
42	BC	pediatric		Yes	Yes	BC Children's Hospital	1	372	4	275	4	262	19	85	24	219	20	ND	ND	ND	ND

1. ND = no data; Tx = Transfused
 2. Disposition data presented is contingent on multiple factors: whether a complete data set has been received for 2017-2018, availability of data by blood group versus totals only, and participation in local blood re-distribution programs.
 3. Hospital rank by Cryoprecipitate Issue data. Hospitals receiving only fibrinogen issue data was not ranked.
 4. Adult Trauma Centres referenced from *Hameed et al., Access to Trauma Systems in Canada, J Trauma. 2010;69: 1350-1361.*



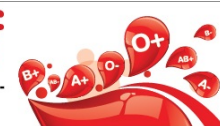
Cryoprecipitate / Fibrinogen 2017-2018 Issue Data compared to previous year: Increase / Decrease																Cryoprecipitate / Fibrinogen Disposition					
#	P/T	Hospital Type	Adult Trauma Centre ⁴	Cardiac	Obstetrics	Hospital Name	# hosp. sites	2015-2016		2016-2017		2017-2018		Apr-Sep 2018		2017-2018					
								Cryo Issued (units)	Fib. Issued (g)	Cryo Issued (units)	Fib. Issued (g)	Cryo Issued (units)	Fib. Issued (g)	Cryo Issued (units)	Fib. Issued (g)	Cryo Tx (units)	Cryo Outdate Discards (units)	Cryo Thawed not used Discard (units)	Fib. Tx (g)	Fib. Outdate Discard (g)	Fib. In-Date Discard (g)
43	ON	tertiary		Yes	Yes	Southlake Regional Health Centre	1	206	45	182	62	255	49	80	38	210	0	0	ND	ND	ND
44	AB	tertiary	Level 1	Yes	Yes	Foothills Medical Centres	13	2,766	267	1,137	390	242	490	137	486	232	112	11	459	0	2
45	ON	community			Yes	Cambridge Memorial	1	50	0	141	0	240	2	40	3	239	0	0	1	0	0
46	ON	community			Yes	Markham Stouffville Hospital	1	91	0	247	0	236	0	65	0	0	0	0	ND	ND	ND
47		community		Yes	Yes		1	194	0	80	0	225	0	30	0	200	15	ND	ND	ND	ND
48	ON	community		Yes	Yes	Queensway Carleton	1	249	5	121	0	220	6	280	6	210	0	0	2	0	2
49	ON	pediatric		Yes		Children's Hospital of Eastern Ontario	1	166	11	132	2	211	14	75	0	205	0	0	6	0	0
50	NB	tertiary	Level 1	Yes	Yes	Saint John Regional	1	466	84	396	281	210	270	154	171	170	30	0	ND	ND	ND
51	ON	community		Yes	Yes	North York General Hospital	1	372	0	289	2	206	0	143	0	185	5	0	0	0	0
52	ON	community			Yes	Guelph General	1	152	0	140	0	200	0	117	0	170	0	0	0	0	0
53	ON	community		Yes	Yes	Michael Garron Hospital	1	204	0	233	0	198	0	130	0	188	0	0	0	0	0
54	NS	pediatric			Yes	IWK Health Care Centre	1	193	76	204	86	187	65	59	37	197	0	0	54	0	1
55	ON	community		Yes	Yes	Royal Victoria Regional Health Centre	1	244	0	140	0	186	0	205	0	176	0	0	0	0	0
56	ON	community			Yes	Halton Healthcare - Oakville Trafalgar	1	207	0	180	0	184	0	151	0	145	20	20	0	0	0
57	ON	community		Yes	Yes	Scarborough Health Network - Centenary	1	86	0	266	0	178	0	88	0	156	0	10	0	0	0
58	ON	tertiary		Yes	Yes	Lakeridge Health – Oshawa	1	140	0	250	4	176	0	138	0	180	0	0	0	0	0
59	ON	community		Yes	Yes	St. Joseph's Health Centre - Toronto	1	200	0	273	0	173	0	37	0	160	8	0	0	0	0
60	ON	community		Yes	Yes	Sault Area Hospital	1	65	0	90	0	170	0	30	26	168	2	30	0	0	0
61	BC	community		Yes	Yes	Nanaimo Regional Gener	1	132	0	199	0	156	39	17	24	130	2	ND	ND	ND	ND
62	ON	community		Yes	Yes	Brant community Healthcare System	1	106	0	154	0	155	0	16	0	81	0	68	0	0	0
63	ON	community			Yes	William Osler Health Center - Etobicoke	1	301	0	248	0	151	0	35	0	150	0	0	0	0	0
64	ON	tertiary	Level 2	Yes	Yes	Thunder Bay Regional Health Sciences Centre	1	115	0	116	0	148	0	520	0	148	0	0	0	0	0
65	ON	community			Yes	Mackenzie Health	1	113	122	111	83	140	120	50	48	150	0	0	0	0	0

1. ND = no data; Tx = Transfused
 2. Disposition data presented is contingent on multiple factors: whether a complete data set has been received for 2017-2018, availability of data by blood group versus totals only, and participation in local blood re-distribution programs.
 3. Hospital rank by Cryoprecipitate Issue data. Hospitals receiving only fibrinogen issue data was not ranked.
 4. Adult Trauma Centres referenced from Hameed et al., Access to Trauma Systems in Canada, J Trauma. 2010;69: 1350-1361.



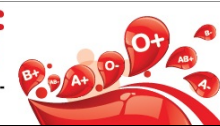
Cryoprecipitate / Fibrinogen 2017-2018 Issue Data compared to previous year: Increase / Decrease															Cryoprecipitate / Fibrinogen Disposition					
P/T	Hospital Type	Adult Trauma Centre ⁴	Cardiac	Obstetrics	Hospital Name	# hosp. sites	2015-2016		2016-2017		2017-2018		Apr-Sep 2018		2017-2018					
							Cryo Issued (units)	Fib. Issued (g)	Cryo Issued (units)	Fib. Issued (g)	Cryo. Issued (units)	Fib. Issued (g)	Cryo. Issued (units)	Fib. Issued (g)	Cryo Tx (units)	Cryo Outdate Discards (units)	Cryo Thawed not used Discard (units)	Fib. Tx (g)	Fib. Outdate Discard (g)	Fib. In-Date Discard (g)
66	BC	tertiary			University Hospital of Northern BC	1	100	0	200	0	128	0	112	6	129	5	ND	ND	ND	ND
67	NB	tertiary		Yes	Dr. Georges L Dumont	1	174	0	52	0	116	14	51	0	75	16	4	0	0	0
68		community		Yes		1	60	12	71	0	110	16	10	0	50	3	11	ND	ND	ND
69	BC	community		Yes	Burnaby Hospital	1	30	0	110	0	106	0	30	0	105	0	ND	ND	ND	ND
70	MB	community		Yes	Brandon Regional Health Centre	1	104	0	72	0	102	0	91	0	99	1	0	0	0	0
71		tertiary		Yes		1	82	0	88	0	100	0	20	0	80	10	ND	ND	ND	ND
72	AB	tertiary		Yes	Queen Elizabeth II Hospital, Grande Prairie	1	88	12	74	12	97	76	70	30	53	6	0	20	0	0
73	NB	tertiary		Yes	Dr. Everett Chalmers Regional Hospital	1	70	7	50	29	95	25	50	3	70	0	0	21	0	0
74	ON	tertiary		Yes	Montfort Hospital	1	158	5	156	0	90	5	70	0	80	0	10	5	0	0
75	AB	tertiary		Yes	Chinook Regional Hospital	1	155	2	96	2	82	23	95	8	65	11	0	1	0	0
76	NB	tertiary	Level 2	Yes	The Moncton Hospital	1	190	0	169	12	81	14	20	0	70	0	19	ND	ND	ND
77	BC	community		Yes	Penticton Regional Hospital	1	87	0	160	0	80	0	30	0	70	10	ND	ND	ND	ND
78	BC	community		Yes	Kootenay Boundary Regional Hospital	1	119	0	90	0	80	0	30	0	70	10	ND	ND	ND	ND
79	ON	community		Yes	Scarborough Health Network - Birchmount Campus	1	90	0	70	0	80	0	38	0	90	0	0	0	0	0
80	ON	community		Yes	Bluewater Health	1	25	0	49	0	78	0	10	0	62	5	10	0	0	0
81	ON	community		Yes	Joseph Brant Hospital	1	190	0	30	3	70	0	80	0	60	0	0	0	0	0
82	NS	tertiary		Yes	Cape Breton Regional	1	86	0	101	0	68	0	24	0	65	9	0	0	0	0
83	AB	community		Yes	Northern Lights Regional Health Centre	1	54	0	55	0	66	8	18	0	10	12	16	0	8	0
84	BC	community		Yes	East Kootenay Regional Hospital	1	36	0	55	0	66	0	20	0	30	1	ND	ND	ND	ND
85	NL	community			James Paton Memorial Regional Hospital	1	49	0	44	0	64	0	24	0	40	0	0	0	0	0
86	ON	community		Yes	Lakeridge Health, Ajax & Pickering Hospital	1	65	0	68	0	63	0	20	0	45	0	0	0	0	0
87	ON	community			Niagara Health System - Greater Niagara General	1	40	0	21	0	63	0	48	0	63	0	0	0	0	0
88	BC	tertiary		Yes	Victoria General Hospital	1	61	27	62	38	52	45	10	18	59	12	ND	ND	ND	ND

1. ND = no data; Tx = Transfused
 2. Disposition data presented is contingent on multiple factors: whether a complete data set has been received for 2017-2018, availability of data by blood group versus totals only, and participation in local blood re-distribution programs.
 3. Hospital rank by Cryoprecipitate Issue data. Hospitals receiving only fibrinogen issue data was not ranked.
 4. Adult Trauma Centres referenced from Hameed et al., Access to Trauma Systems in Canada, J Trauma. 2010;69: 1350-1361.



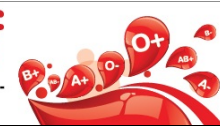
Cryoprecipitate / Fibrinogen 2017-2018 Issue Data compared to previous year: Increase / Decrease																Cryoprecipitate / Fibrinogen Disposition					
#	P/T	Hospital Type	Adult Trauma Centre ⁴	Cardiac	Obstetrics	Hospital Name	# hosp. sites	2015-2016		2016-2017		2017-2018		Apr-Sep 2018		2017-2018					
								Cryo Issued (units)	Fib. Issued (g)	Cryo Issued (units)	Fib. Issued (g)	Cryo. Issued (units)	Fib. Issued (g)	Cryo. Issued (units)	Fib. Issued (g)	Cryo Tx (units)	Cryo Outdate Discards (units)	Cryo Thawed not used Discard (units)	Fib. Tx (g)	Fib. Outdate Discard (g)	Fib. In-Date Discard (g)
89	NL	community		Yes		St. Clare's Mercy Hospital	1	70	0	267	0	51	24	14	0	44	6	0	ND	ND	ND
90		tertiary			Yes		1	20	0	67	0	51	0	10	0	38	1	0	0	0	0
91	BC	tertiary	Level 2	Yes		Royal Jubilee Hospital	1	79	192	77	236	50	314	22	169	26	20	ND	ND	ND	ND
92	BC	community			Yes	Chilliwack General Hospital	1	35	0	42	0	50	0	40	0	20	10	ND	ND	ND	ND
93	SK	community		Yes	Yes	Cypress Regional Hospital	1	15	0	15	0	50	0	10	0	27	0	12	0	0	0
94	ON	community			Yes	Grey Bruce Health Services, Owen Sound	1	20	8	60	8	47	7	8	24	30	1	9	7	0	0
95		community			Yes		1	74	0	12	0	44	0	10	0	20	12	12	0	0	0
96	BC	community			Yes	Peace Arch Hospital, White Rock	1	27	0	20	0	41	0	33	0	20	22	ND	ND	ND	ND
97	ON	community			Yes	Quinte HealthCare - Belleville General Hospital	1	26	0	30	0	40	8	20	4	59	0	0	ND	ND	ND
98	MB	community		Yes	Yes	Dauphin Regional Health Centre	1	0	0	60	0	40	0	10	0	10	9	0	0	0	0
99		community			Yes		1	43	0	45	0	40	0	21	0	0	0	0	0	0	0
100		community					1	30	0	20	0	40	0	22	0	10	13	ND	ND	ND	ND
101	ON	community			Yes	Brockville General Hospital	1	0	0	0	0	40	0	0	5	0	0	0	ND	ND	ND
102	AB	tertiary		Yes	Yes	Medicine Hat Regional Hospital	1	38	0	62	0	39	14	0	0	17	10	0	0	0	0
103	SK	community		Yes	Yes	Victoria Hospital, Prince Albert	1	29	0	37	0	39	0	9	7	5	34	0	0	0	0
104	NL	community			Yes	Central Newfoundland Regional Health Centre	1	42	0	40	0	37	0	12	0	13	0	0	0	0	0
105		community		Yes	Yes		1	35	0	55	0	34	0	28	0	34	0	0	0	0	0
106	MB	community		Yes		Grace Hospital, Winnipeg	1	10	0	0	0	32	0	10	0	32	0	0	0	0	0
107	SK	community		Yes	Yes	Dr. F.H. Wigmore Regional Hospital	1	12	0	6	0	31	6	0	0	19	0	0	0	0	0
108	PE	tertiary			Yes	Queen Elizabeth Hospital-Charlottetown	2	60	0	40	0	30	18	0	4	50	0	0	0	0	0
109	ON	community		Yes	Yes	Halton Healthcare - Milton District	1	33	0	106	0	30	0	25	0	20	10	0	0	0	0
110	ON	community			Yes	Timmins & District Hospital	1	66	0	38	0	30	0	27	0	15	13	0	0	0	0

1. ND = no data; Tx = Transfused
 2. Disposition data presented is contingent on multiple factors: whether a complete data set has been received for 2017-2018, availability of data by blood group versus totals only, and participation in local blood re-distribution programs.
 3. Hospital rank by Cryoprecipitate Issue data. Hospitals receiving only fibrinogen issue data was not ranked.
 4. Adult Trauma Centres referenced from Hameed et al., Access to Trauma Systems in Canada, J Trauma. 2010;69: 1350-1361.



Cryoprecipitate / Fibrinogen 2017-2018 Issue Data compared to previous year: Increase / Decrease																Cryoprecipitate / Fibrinogen Disposition					
#	P/T	Hospital Type	Adult Trauma Centre ⁴	Cardiac	Obstetrics	Hospital Name	# hosp. sites	2015-2016		2016-2017		2017-2018		Apr-Sep 2018		2017-2018					
								Cryo Issued (units)	Fib. Issued (g)	Cryo Issued (units)	Fib. Issued (g)	Cryo. Issued (units)	Fib. Issued (g)	Cryo. Issued (units)	Fib. Issued (g)	Cryo Tx (units)	Cryo Outdate Discards (units)	Cryo Thawed not used Discard (units)	Fib. Tx (g)	Fib. Outdate Discard (g)	Fib. In-Date Discard (g)
111	BC	community		Yes	Yes	Ridge Meadows Hospital	1	0	0	0	0	30	0	10	0	20	1	ND	ND	ND	ND
112	ON	community		Yes	Yes	Cornwall Community Hosp - McConnell Site	1	32	31	20	4	25	12	60	9	5	0	0	0	0	0
113	NS	community				St. Martha's Regional	1	6	1	6	0	25	2	10	0	10	11	0	0	0	0
114	ON	community			Yes	St. Thomas Elgin Genera	1	20	0	10	0	25	0	8	0	25	0	0	0	0	0
115	BC	community			Yes	Campbell River Hospital	1	25	0	5	0	25	0	0	0	10	0	ND	ND	ND	ND
116	ON	community		Yes	Yes	Hawkesbury & District General Hospital	1	32	0	23	0	24	0	8	0	0	0	0	0	0	0
117	BC	community		Yes	Yes	Langley Memorial Hospital	1	30	0	40	0	20	0	78	0	0	27	ND	ND	ND	ND
118	MB	community		Yes	Yes	Thompson General Hospital	1	20	0	21	0	20	0	0	6	0	20	0	0	0	0
119	BC	community			Yes	Vernon Jubilee Hospital	1	10	0	20	0	20	0	40	0	20	0	ND	ND	ND	ND
120	NB	community			Yes	Miramichi Regional Hospital	1	10	0	11	0	20	0	0	0	10	11	0	ND	ND	ND
121	BC	community				Fort St. John General	1	13	0	10	0	20	0	20	0	0	1	ND	ND	ND	ND
122	ON	community			Yes	Winchester District Memorial	1	13	0	12	0	19	0	0	0	0	0	0	0	0	0
123	NB	tertiary			Yes	Chaleur Regional Hospital	1	16	0	8	0	19	0	10	0	9	8	0	0	0	0
124	ON	community		Yes	Yes	Muskoka Algonquin Healthcare, Huntsville District Memorial	1	10	0	28	0	18	0	10	0	18	0	0	0	0	0
125	NU	community			Yes	Qikiqtani General Hospital	1	10	0	14	0	18	0	10	0	2	6	10	0	0	0
126	ON	community			Yes	South Bruce Grey Health Centre - Walkerton Site	1	10	0	15	0	17	0	0	0	9	4	0	0	0	0
127	ON	community				Haldimand War Memorial	1	10	0	13	0	17	0	0	0	10	7	0	0	0	0
128		community					1	10	0	18	0	15	0	10	0	0	0	0	0	0	0
129	BC	community		Yes	Yes	G.R. Baker Memorial	1	5	0	5	0	15	0	10	0	5	0	ND	ND	ND	ND
130	SK	community		Yes	Yes	Yorkton Regional Health Centre	1	12	0	18	0	12	0	0	0	0	12	0	0	0	0
131		community			Yes		1	20	0	16	34	12	0	6	0	6	0	0	0	0	0
132		ND					1	0	0	0	0	10	8	0	0	5	5	ND	ND	ND	ND
133	ON	community				Niagara Health System - Welland	1	36	0	36	0	10	0	10	0	10	0	0	0	0	0
134		community			Yes		1	22	0	20	0	10	0	10	0	0	16	0	0	0	0

1. ND = no data; Tx = Transfused
 2. Disposition data presented is contingent on multiple factors: whether a complete data set has been received for 2017-2018, availability of data by blood group versus totals only, and participation in local blood re-distribution programs.
 3. Hospital rank by Cryoprecipitate Issue data. Hospitals receiving only fibrinogen issue data was not ranked.
 4. Adult Trauma Centres referenced from Hameed et al., Access to Trauma Systems in Canada, J Trauma. 2010;69: 1350-1361.



Cryoprecipitate / Fibrinogen 2017-2018 Issue Data compared to previous year: <i>Increase / Decrease</i>																Cryoprecipitate / Fibrinogen Disposition						
#	P/T	Hospital Type	Adult Trauma Centre ⁴	Cardiac	Obstetrics	Hospital Name	# hosp. sites	2015-2016		2016-2017		2017-2018		Apr-Sep 2018		Cryo Tx (units)	Cryo Outdate Discards (units)	Cryo Thawed not used Discard (units)	Fib. Tx (g)	Fib. Outdate Discard (g)		
								Cryo Issued (units)	Fib. Issued (g)	Cryo Issued (units)	Fib. Issued (g)	Cryo. Issued (units)	Fib. Issued (g)	Cryo. Issued (units)	Fib. Issued (g)							
135	ON	community			Yes	Pembroke Regional Hospital	1	10	0	20	0	10	0	0	0	0	10	0	0	0	0	0
136	BC	community		Yes	Yes	Prince Rupert Regional	1	11	0	19	0	10	0	20	0	0	10	ND	ND	ND	ND	ND
137	MB	community		Yes	Yes	The Pas Health Complex	1	10	0	10	0	10	0	10	0	0	10	0	0	0	0	0
138	NL	community			Yes	Charles S. Curtis Memoria	1	2	0	10	0	10	0	0	0	0	1	0	0	0	0	0
139	ON	community		Yes	Yes	Chatham Kent Health Alliance-Chatham	1	10	0	0	0	10	0	26	0	10	0	0	ND	ND	ND	ND
140	ON	community				Perth and Smiths Falls District Hospital - Smiths Falls Site	1	0	0	0	0	10	0	0	0	0	0	0	ND	ND	ND	ND
141		community			Yes		1	0	0	0	0	10	0	28	0	0	10	0	0	0	0	0
142	MB	tertiary		Yes		Victoria General Hospital, Winnipeg	1	0	0	0	0	8	0	0	0	8	0	0	0	0	0	0
143	MB	community		Yes		Concordia Hospital	1	0	0	16	0	6	0	0	6	0	6	0	0	0	0	0
144		community			Yes		1	7	0	6	0	6	0	3	0	0	6	0	0	0	0	0
145	AB	community		Yes	Yes	St. Mary's Hospital	1	0	0	0	0	2	8	0	0	0	0	0	0	0	0	0
146	ON	community			Yes	Northumberland Hills Hospital	1	0	0	0	4	2	0	0	12	0	0	0	ND	ND	ND	ND

1. ND = no data; Tx = Transfused
 2. Disposition data presented is contingent on multiple factors: whether a complete data set has been received for 2017-2018, availability of data by blood group versus totals only, and participation in local blood re-distribution programs.
 3. Hospital rank by Cryoprecipitate Issue data. Hospitals receiving only fibrinogen issue data was not ranked.
 4. Adult Trauma Centres referenced from *Hameed et al., Access to Trauma Systems in Canada, J Trauma. 2010;69: 1350-1361.*